







U6 - Lesson Plan - Week 6

Activity 1	Activity Description	Time
	<p>Juggling: All players with a soccer ball in their hands drop the ball down and try to kick it back up to their hands. Players will try to use their thighs and feet to keep the ball in the air.</p> <p>Coach: Have the players count how many times they touch the ball before it hits the ground.</p> <p>Version 2: Controlled juggling - Thigh, foot, catch. Thigh, thigh, foot, catch. Thigh, thigh, foot, foot, catch.</p>	<p style="text-align: center;">6 minutes</p>
<p style="text-align: center;">Activity 2</p> 	<p style="text-align: center;">Activity Description</p> <p>Body Part Dribble: All players dribbling a soccer ball. The coach calls out a body part (elbow! - knee!) and the players then touch their ball with that part of the body.</p> <p>Coach: Should vary the body parts, number of body parts he calls out, and rate at which he calls them out.</p>	<p style="text-align: center;">Time</p> <p style="text-align: center;">6 minutes</p>
<p style="text-align: center;">of Activity 3</p> 	<p style="text-align: center;">Activity Description</p> <p>Ball Tag: All players are dribbling a soccer ball in a 15x20 yard grid. The players try to hit another player's feet or soccer ball with their soccer ball. Players should keep count of how many times they tag another player.</p> <p>Version 2: If the players tag the coach, they are awarded 10 or 20 points. If the players tag other selected players, they are awarded 50 or 100 points.</p>	<p style="text-align: center;">Time</p> <p style="text-align: center;">6 minutes</p>
<p style="text-align: center;">Activity 4</p> 	<p style="text-align: center;">Activity Description</p> <p>Cops and Robbers: The coach sets up 8-10 stand up (tall) cones in a 15x20 yard grid. Robbers will strike the ball and try to knock the cones (the banks) down. The cops (2 or 3 players) are without soccer balls and are trying to stand all the cones back up before all the banks are robbed. Rotate the cops and the robbers.</p> <p>Variation 2: If you do not have tall cones, divide the group in half cops and half robbers, and place the cops' balls on top of discs.</p>	<p style="text-align: center;">Time</p> <p style="text-align: center;">6 minutes</p>
<p style="text-align: center;">Scrimmage</p>	<p style="text-align: center;">Activity Description</p>	<p style="text-align: center;">Time</p>
<p style="text-align: center;">3v3 - Dual Field Scrimmage</p>	<p>Set up two fields of 15 x 20 yards with a 5yd space between them in order to keep the majority of your team playing.</p>	<p style="text-align: center;">25 minutes</p>